



The Harlem Children's Zone[®]

Breaking the cycle of poverty



National Crisis

- **Poverty**

- **13 million** children living in poverty in the US
- Poverty costs the US **4% of GNP** each year¹

- **Failing Schools**

- By 4th grade only **17%** of poor children score at or above proficient in reading on the National Assessment of Educational Progress (NAEP)
- By 4th grade only **22%** of poor children score at or above proficient in Math on the NAEP²

- **Drop-Outs, Unemployment and Jails**

- **72%** of black male HS dropouts in their 20s were jobless
- By their mid 30s, **6 in 10** black male HS dropouts had spent time in prison³
- **One in every 100** adults in American is locked up⁴

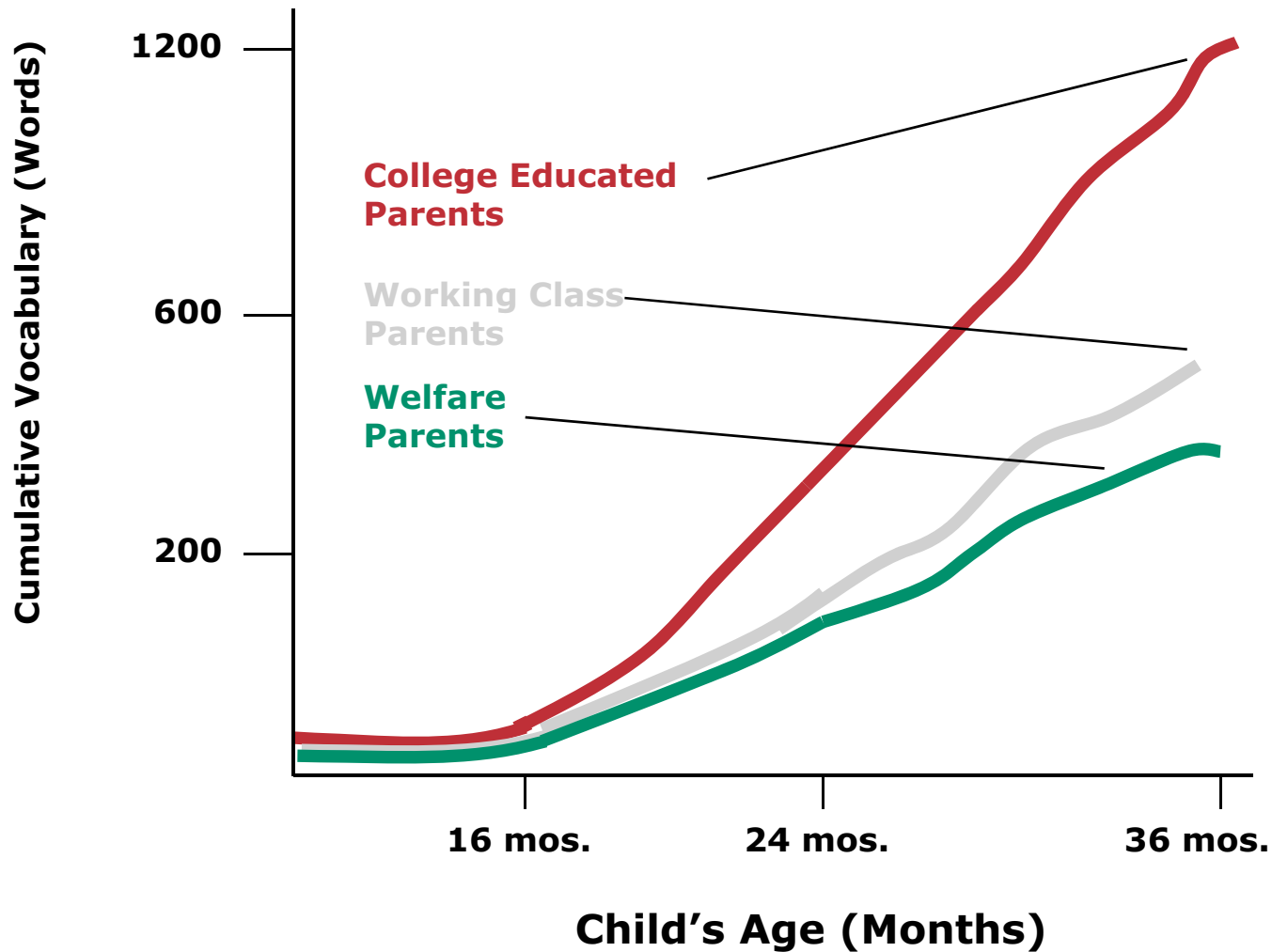
¹ Holzer, Duncan, Ludwig. The Economic Costs of Poverty: Subsequent Effects of Children Growing Up Poor. (Washington, DC: Center for American Progress, 2007)

² The State of America's Children 2005. Washington, DC: Children's Defense Fund

³ Eckholm, Erik. Plight Deepens for Black Men, Studies Warn. *New York Times*. March 20, 2007

⁴ Liptak, Adam. Inmate Count in U.S. Dwarfs Other Nations. *New York Times*. April 23, 2008.


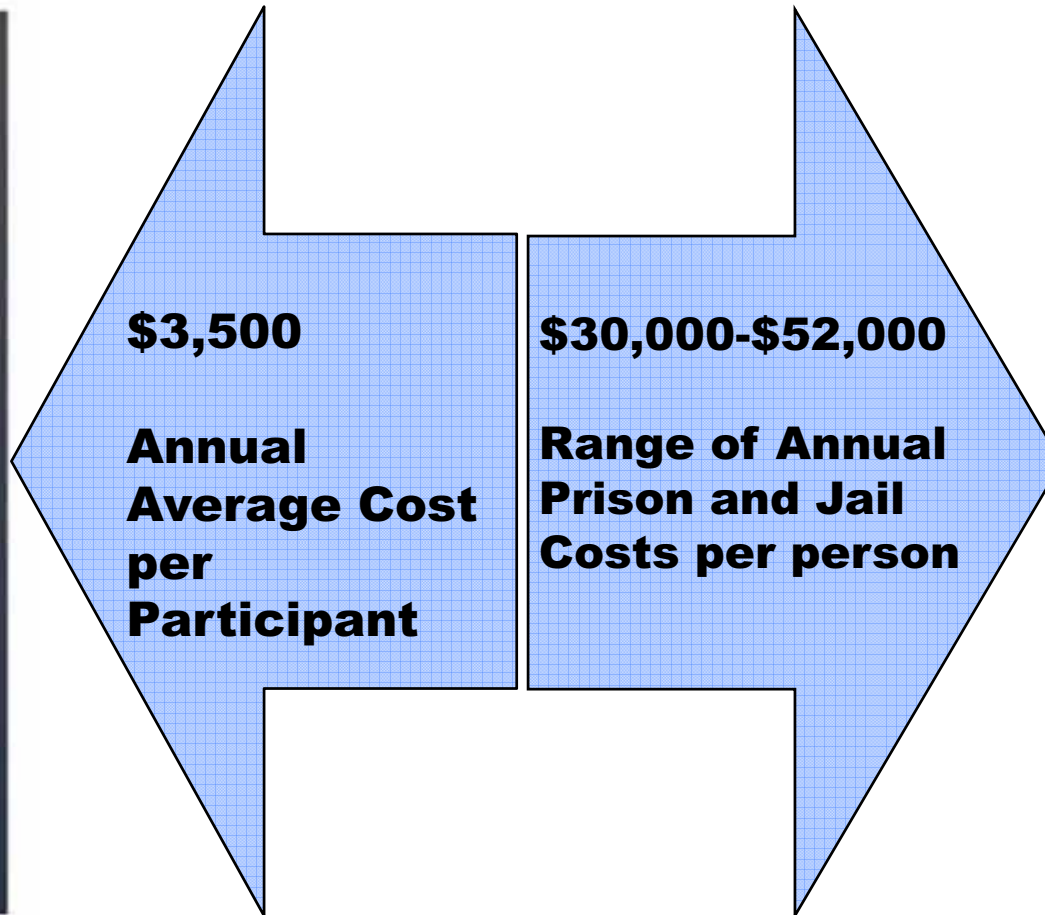
Barriers to Educational Achievement Emerge at a Very Young Age



Source: Hart, B., & Risley, T. (1995). Meaningful differences in the everyday experiences of young American children. Baltimore, MD: Brookes.

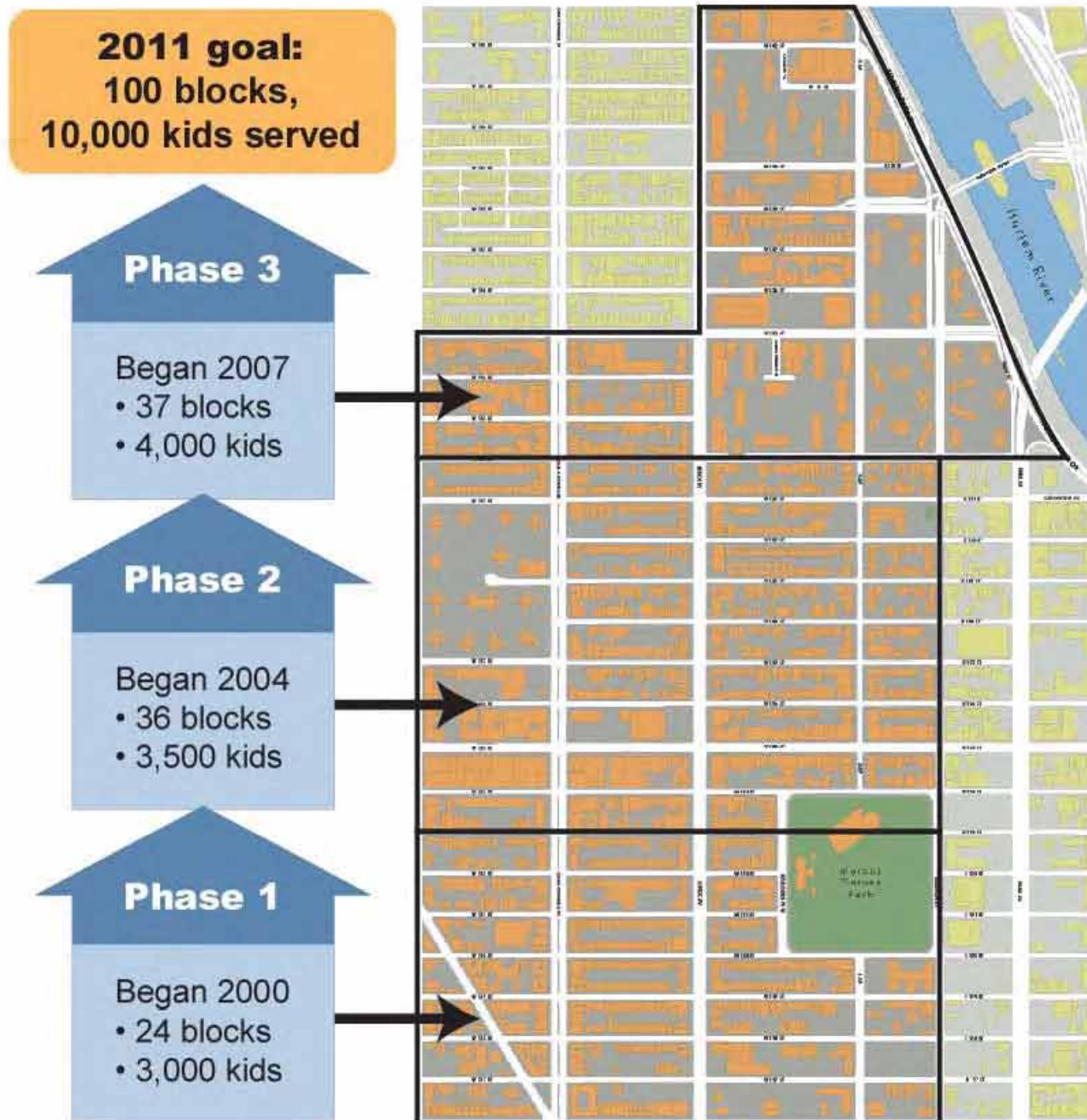
Slide prepared by Center for Developing Child, Harvard University

National Crisis

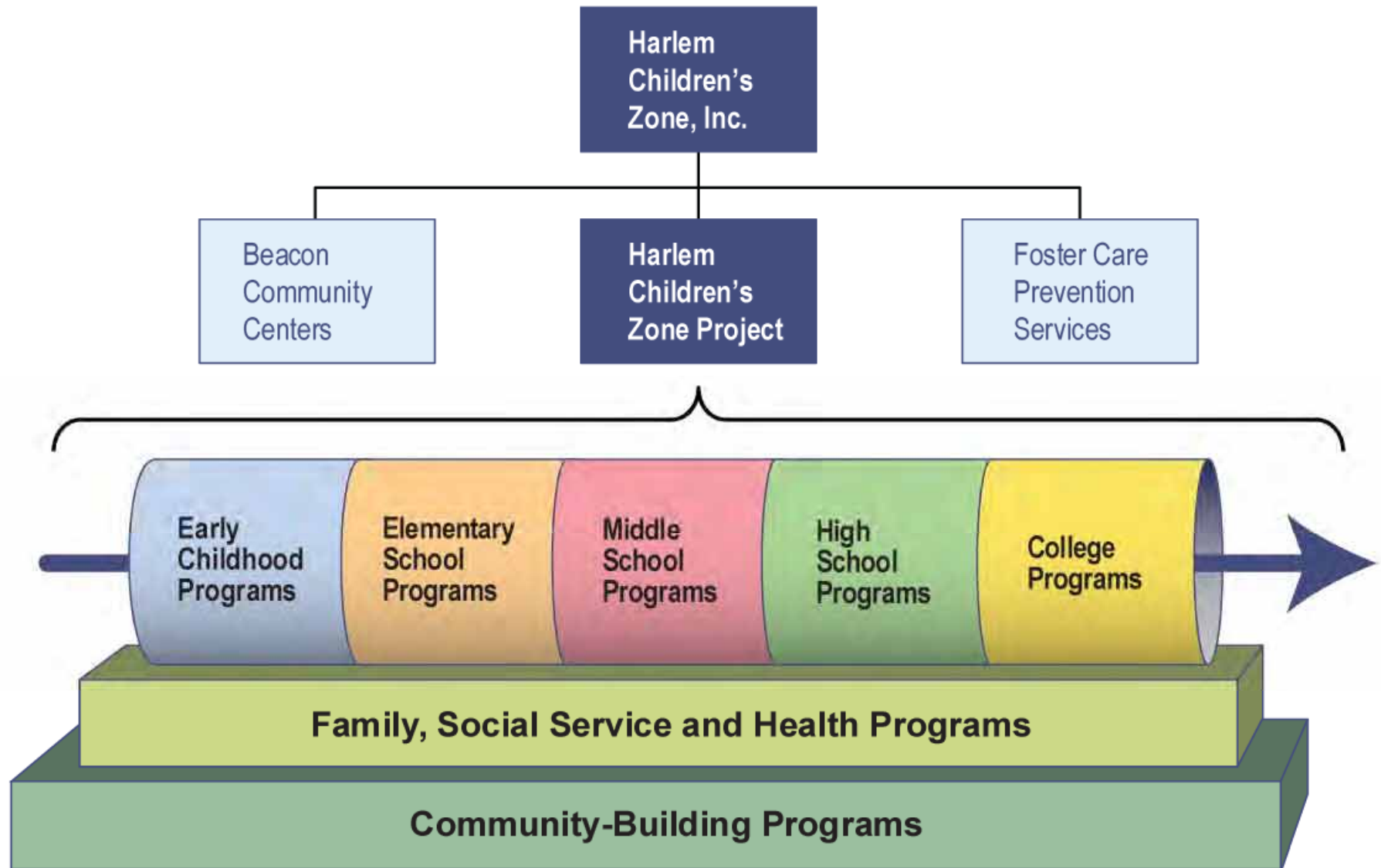


Note: Bright red areas on the map represent higher cumulative costs for residents who were incarcerated in 2003. The lifetime prison cost for residents from the HCZ Project area is \$42 million (based on \$30,000 per person).

HCZ Principle 1: Neighborhood-Based & At-Scale



HCZ Principle 2: Best-Practice Pipeline for Children from ages 0-24 with Supports for Families and Community



HCZ Principle 3: Community Building



HCZ Principle 4: Program Evaluation

Impact: HCZ Project results for Early Childhood



Highlights:

The Baby College (age 0-3)

- **99.5%** of parents had up-to-date or scheduled immunizations for their child

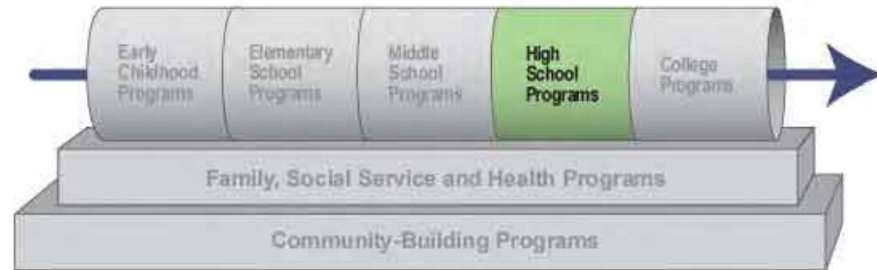
Harlem Gems (4 year olds)

- **100%** of children were “school ready” for sixth consecutive year*

* For 2007-2008 school year

Our cost-benefit analysis estimates that as a result of one annual cohort of 192 Gems pre-k children, society will accrue **\$91M** in additional increased income, increased health, reduced crime and reduced use of social services.

Impact: HCZ Project results for High School



Highlights:


Employment & Technology Center

- **91%** of 2008 seniors went on to college

TRUCE Arts & Media

- **79%** of students passed English Regents vs. 61% of Harlem District 5 students (2006-07)

Impact: HCZ Project results for college students



Highlights:

College Success Office

- **380** HCZ Students enrolled in college
- **400** current high school juniors & seniors
- **\$6** Million in scholarship money earned by HCZ students in 2007-08

College graduates earn almost double the salary of high-school graduates

- Average annual income for high-school dropout is **\$17,299**
- Average annual income for HS graduate with associate's degree is **\$36,645**
- Average annual income for college graduate with bachelor's is **\$52,671**

Impact: HCZ Promise Academy Charter Schools



Roland G. Fryer, Jr. and Will Dobbie of Harvard University have evaluated data from HCZ Promise Academy Charter Schools

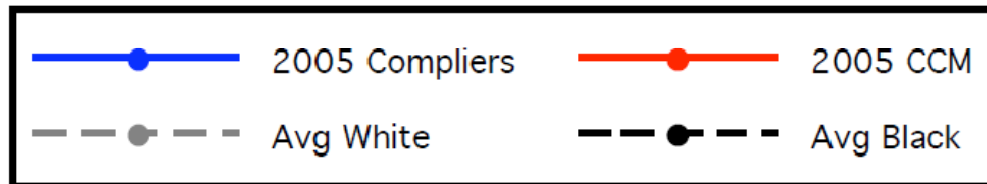
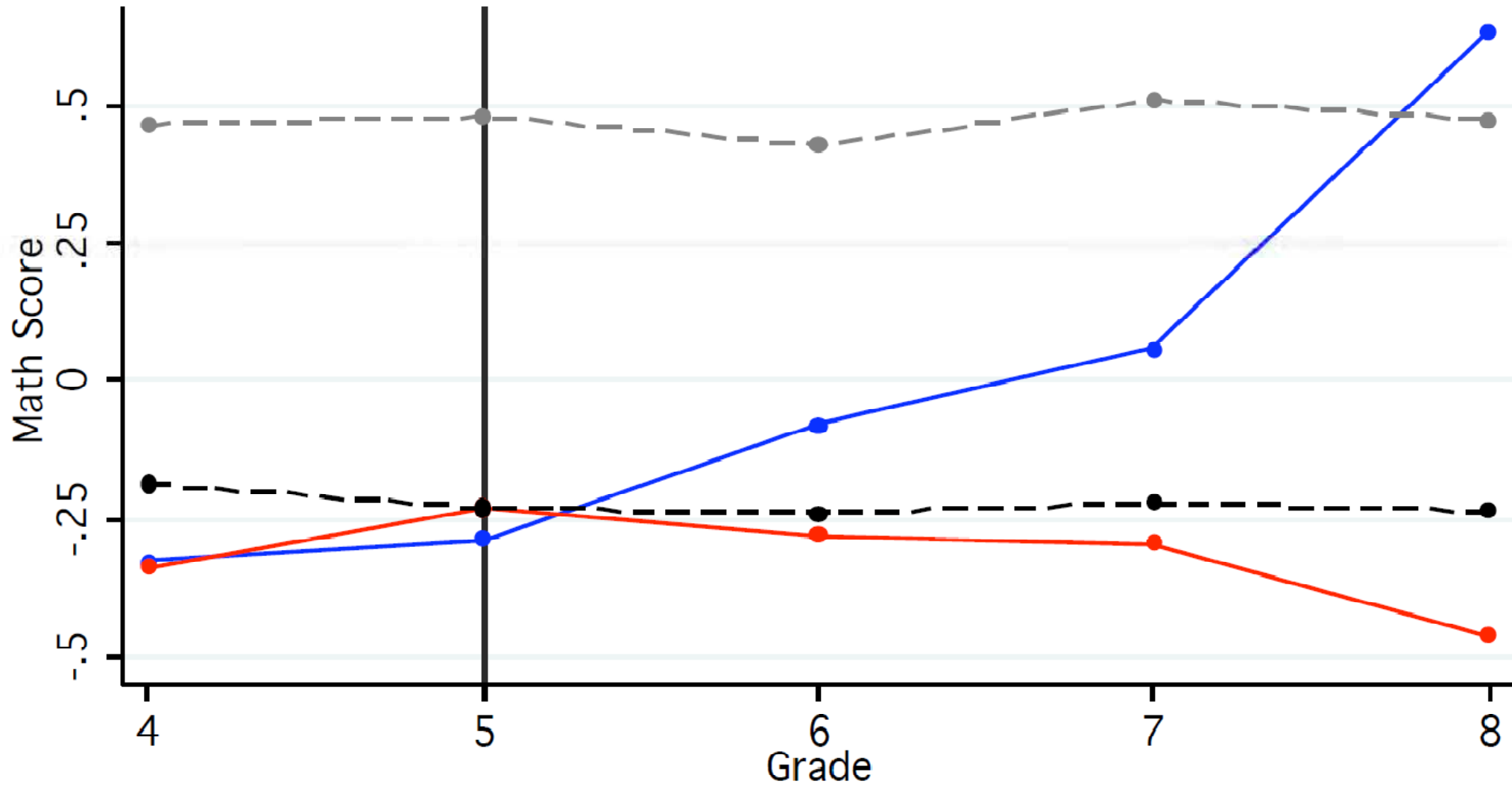
Highlights

HCZ is enormously successful at increasing the academic achievement of the poorest minority students.

- **Students enrolled in HCZ Promise Academy charter elementary school eliminate the racial test score gap in Math and English Language Arts by third grade**
- **Students enrolled in HCZ Promise Academy Charter Middle School eliminate the racial test score gap in Math and substantially narrow it in English Language Arts**

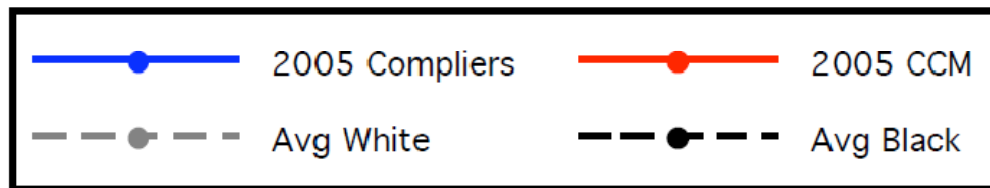
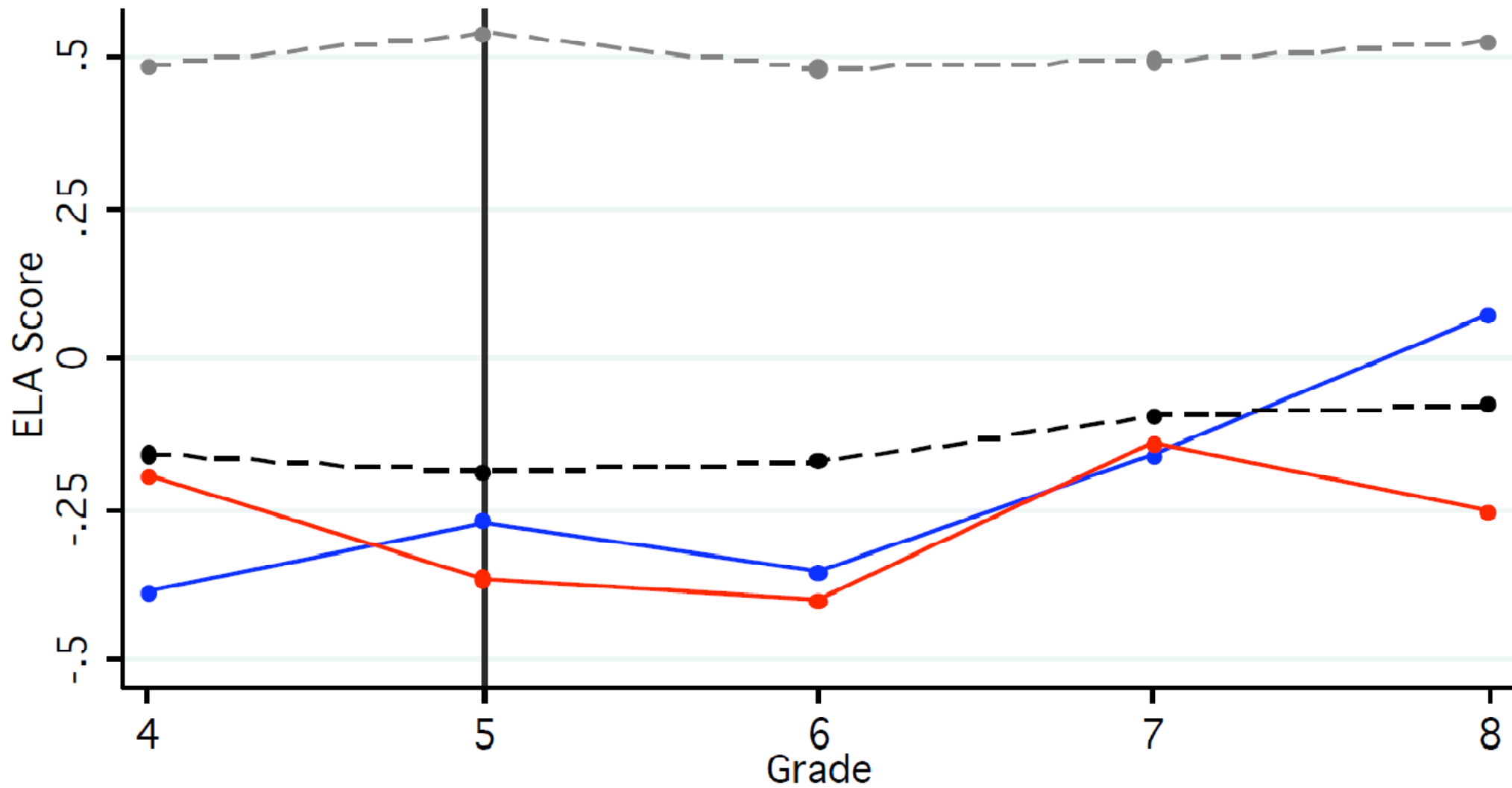
Mean Test Scores by Treatment Status

Math results



Mean Test Scores by Treatment Status

ELA results



Impact: Family, social service and health results



Highlights:

HCZ Asthma Initiative

- **69%** reduction in school absenteeism due to asthma
- **77%** reduction in ER visits due to asthma

Impact: Community-building results



Highlights:

HCZ's Free Tax-Assistance

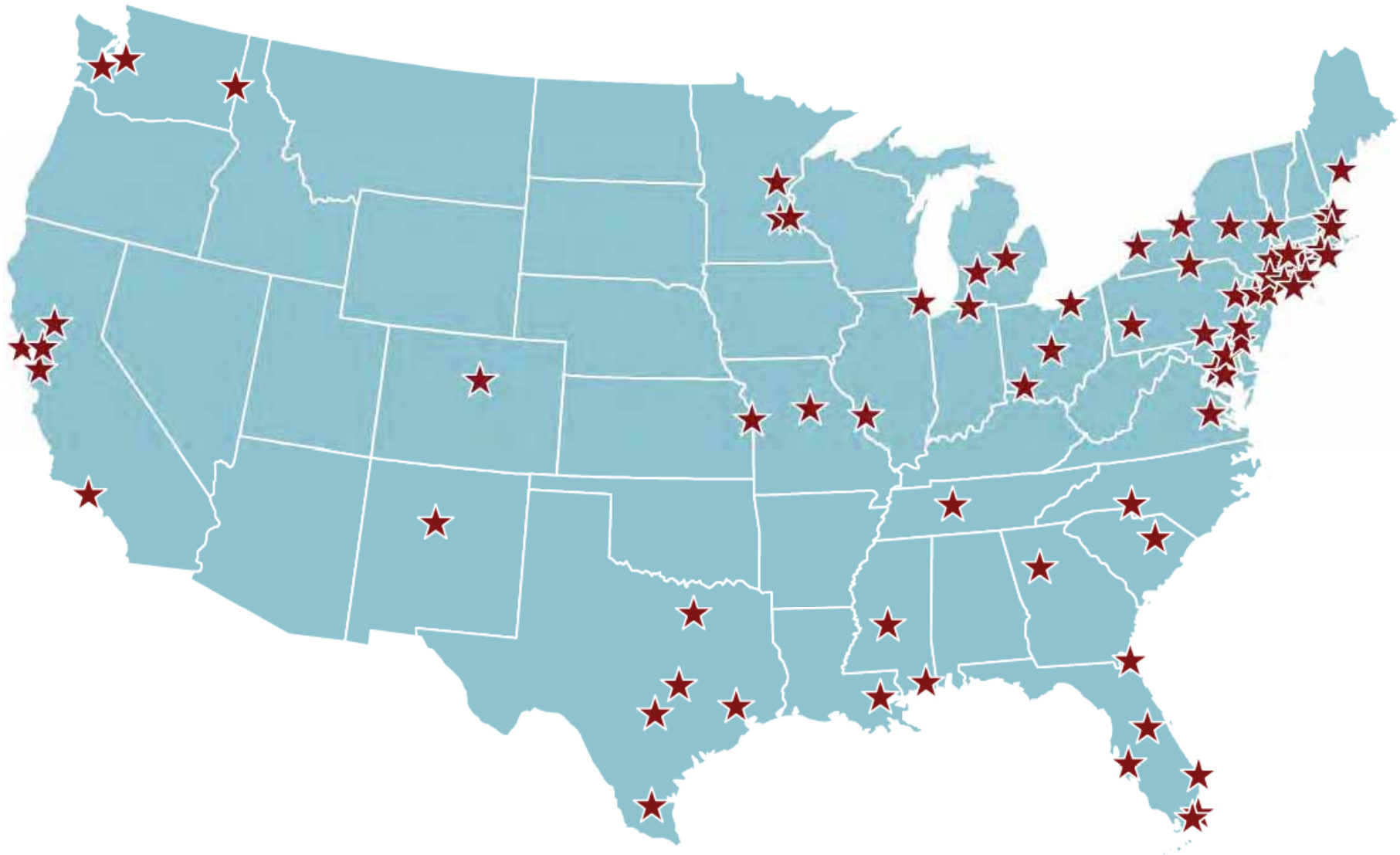
- **\$6.2M** returned in tax refunds through HCZ tax-assistance program
- **4,800** Harlem residents used HCZ's free tax assistance

HCZ's Community Pride

- **32** buildings converted to low-income co-ops
- Working in tandem with local residents, corporations and their volunteers have donated over **\$500,000** in time and resources

Impact: HCZ shares knowledge with other communities

HCZ's Practitioners Institute has worked with more than 100 communities nationwide, as well as groups from more than 20 countries



Research Completed by PolicyLink and HCZ

- Review of HCZ-information- practices, lessons learned, data, and history – relevant for a potential national Promise Neighborhoods program
- Quantitative research, analysis and Geographic Information System (GIS) mapping of poverty data for urban, suburban and rural communities
- Modeling of potential child poverty characteristics and sizes for a Promise Neighborhood program in major cities
- Interviews with service providers in poor rural communities and with rural poverty experts
- Scan of smaller cities and rural areas to review child poverty and GIS data
- Research on several federal programs to explore potential governance, funding, staffing and implementation issues
- Meetings with experts on a range of policy issues to review and discuss research

Principles to Guide Promise Neighborhoods

- **Achieve Neighborhood Scale-** focus on an entire community and blanket it with services
- **Build Community-** engage residents, institutions, and stakeholders to come together to rebuild the fabric of community to be a supportive place for children
- **Create a Pipeline of Programs-** develop a pipeline of accessible, linked, best practice programs and high quality schools
- **Evaluate-** consistently track and evaluate program outcomes to create a feedback loop to improve and refine programs
- **Cultivate Organizational Culture-** develop a culture of passion, accountability, leadership, and teamwork

Recommendations for Promise Neighborhoods Program

- **Core Mission/Purpose-** focus on giving poor children every chance to succeed
- **Lead/Anchor Organization(s)-** have accountable leadership from nonprofit community organization or community partnership
- **Public/Private Partnership-** support funding from diverse sources

Recommendations for Promise Neighborhoods Program (continued)

- **Program design-** require high quality, comprehensive, neighborhood-based programs
- **Technical Assistance-** support planning, development, implementation, and cross-site learning
- **Continuous Improvement and Evaluation-** incorporate tracking, feedback, assessment, and adjustment